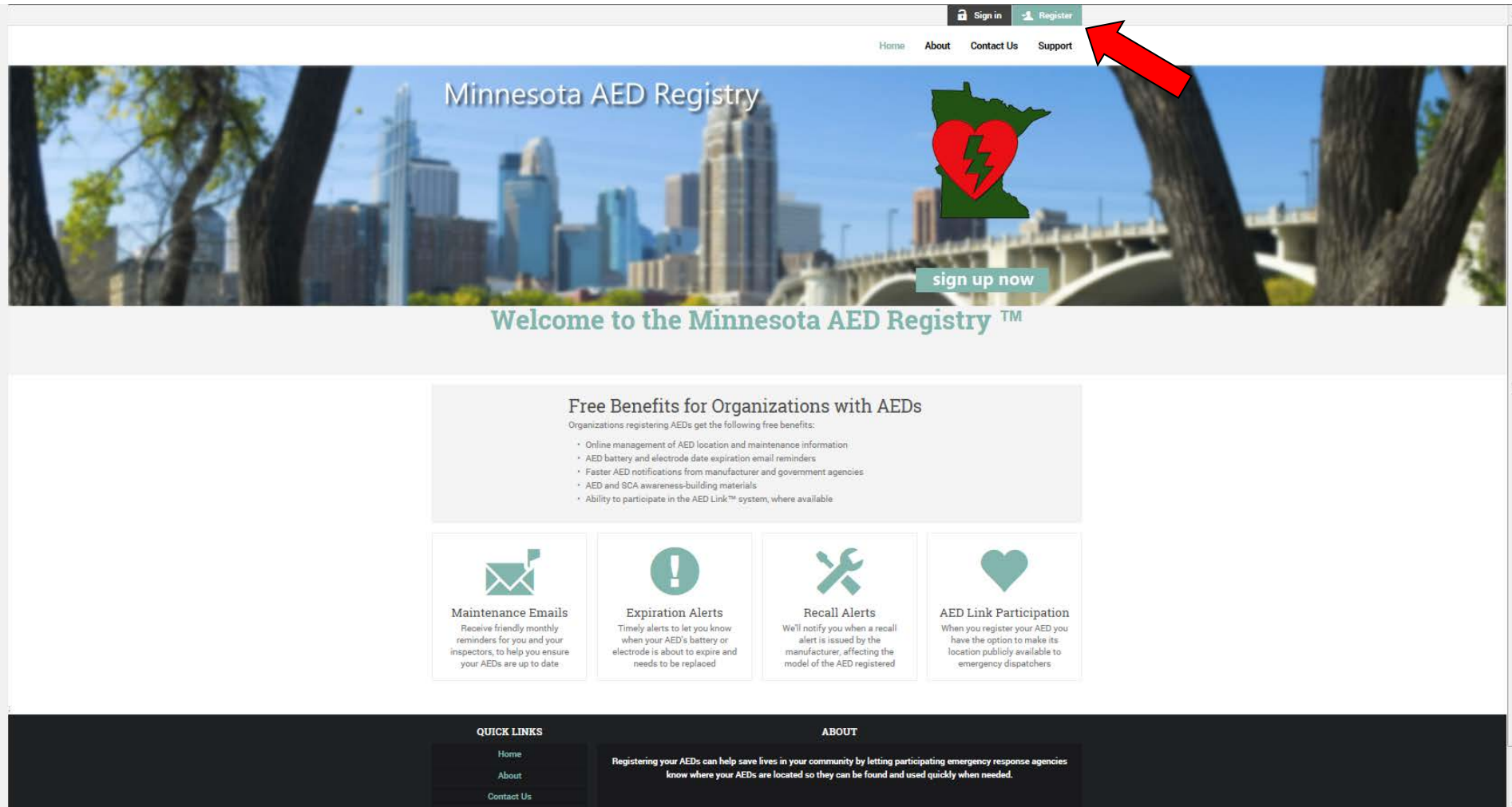


To register your AED please go to minnesoata.nationalAEDregistry.com and click on “Register”




The screenshot shows the website's navigation bar with a red arrow pointing to the 'Register' button. The main banner features a city skyline and a heart with a lightning bolt icon, with a 'sign up now' button. Below the banner is a section titled 'Free Benefits for Organizations with AEDs' listing several advantages. At the bottom, there are four icons representing 'Maintenance Emails', 'Expiration Alerts', 'Recall Alerts', and 'AED Link Participation'. The footer contains 'QUICK LINKS' and 'ABOUT' sections.

Sign in Register

Home About Contact Us Support

Minnesota AED Registry




sign up now

Welcome to the Minnesota AED Registry™

Free Benefits for Organizations with AEDs


Organizations registering AEDs get the following free benefits:

- Online management of AED location and maintenance information
- AED battery and electrode date expiration email reminders
- Faster AED notifications from manufacturer and government agencies
- AED and SCA awareness-building materials
- Ability to participate in the AED Link™ system, where available




Maintenance Emails

Receive friendly monthly reminders for you and your inspectors, to help you ensure your AEDs are up to date




Expiration Alerts

Timely alerts to let you know when your AED's battery or electrode is about to expire and needs to be replaced



Recall Alerts

We'll notify you when a recall alert is issued by the manufacturer, affecting the model of the AED registered



AED Link Participation

When you register your AED you have the option to make its location publicly available to emergency dispatchers

QUICK LINKS

Home
About
Contact Us

ABOUT

Registering your AEDs can help save lives in your community by letting participating emergency response agencies know where your AEDs are located so they can be found and used quickly when needed.

Fill out the needed information

Program Details Program Sites Site AEDs Finish

* denotes required field

AED Coordinator Information	AED Coordinator Address
<p>* Name First Name <input type="text"/> Last Name <input type="text"/></p>	<p>* Program Name (Same as Organization <input type="checkbox"/>) Name of your AED Program <input type="text"/></p>
<p>* Email Address <input type="text"/></p>	<p>* Address Line 1 AED Coordinator Address <input type="text"/></p>
<p>* Organization Organization <input type="text"/></p>	<p>Address Line 2 Address Line 2 <input type="text"/></p>
<p>Job Title Job Title <input type="text"/></p>	<p>* City City <input type="text"/></p>
<p>* Username Username <input type="text"/></p>	<p>* Country United States <input type="text"/></p>
<p>* Password Password <input type="text"/></p>	<p>* State/Province Alabama <input type="text"/></p>
<p>* Retype Password Confirm Password <input type="text"/></p>	<p>* Zip Code/Postal Code 55555 <input type="text"/></p>
<p>* Coordinator's AED Training Program <input type="text"/></p>	<p>* Primary Phone 5557771234 <input type="text"/></p>
<p>* Date Training Program Completed (if no training program, leave date shown) 05/27/2014 <input type="text"/></p>	<p><input type="checkbox"/> Text Message Enabled? Alternate Phone 5557771234 <input type="text"/></p>
	<p><input type="checkbox"/> Text Message Enabled?</p>

[I accept the terms and conditions](#)

Continue

Program Details Program Sites Site AEDs Finish

Please describe each general location where AEDs are found throughout your organization. The location names you enter on this page should be fairly basic (e.g. Acme Cafe, Acme Corp 3rd Floor, Acme Corp Bldg C). Later on during the registration process, you will be asked to describe the precise physical placement location of each AED found throughout each site (e.g. behind reception desk, on wall in employee lunchroom, etc.).

Location	Address	City	State	Individuals Trained
Add New Location				
* denotes required field				



QUICK LINKS
[Home](#)
[About](#)
[Contact Us](#)
[Registry Support](#)

ABOUT
Registering your AEDs can help save lives in your community by letting participating emergency responders know where your AEDs are located so they can be found and used quickly when needed.

© 2014 - Atrus, Inc - All Rights Reserved

Begin by adding the first location you have an AED(s) at.

You will have the opportunity to add each street address that you have an AED(s) at

Minnesota AED Registry

[Home](#) [About](#) [Contact Us](#) [Support](#)

[Sign in](#) [Register](#)

Acme Cafe, Acme Corp 3rd Floor, Acme Corp Bldg C). Later on during the registration process, you will be asked to describe the precise physical placement location of each AED found throughout each site (e.g. behind reception desk, on wall in employee lunchroom, etc.).

Location	Address	City	State	Individuals Trained
Continue				

* denotes required field

Location Information

Same as AED Coordinator Location

* Location Name [?](#)
Location Name (i.e. Main Campus, Corporate Office)

* Address
Address

Address Line 2

* City
City

* Country
United States

* State/Province

* Postal Code
Zip Code

Phone Number
5557771234

* Number of Individuals Currently Trained in CPR/AED Use
N/A

* Address Verification
Verify address for me [?](#)

[Add Location](#) [Cancel](#)

QUICK LINKS **ABOUT**

allina health heart safe test

Edit Site

* denotes required field

* Location Name

allina health heart safe test

* Address

167 grand Ave

Address Line 2

* City

st paul

* Country

United States

* State/Province

Minnesota

* Postal Code

55102

Phone Number

Phone Number

* Address Verification

Verify address for me

Save Location

One option you have when entering the locations you have AED(s) at is to verify the address yourself

It is recommended that you click on this option as it will allow you to use Google Maps to more precisely pin point the location of an AED at your site

Google maps just know the street address that you type in, but if you zoom in on the map so that you can see the outline of the building your AED is located in you can then move the center pointer to the actual location within the building your AED is.

This will give the proper latitudinal and longitudinal location of your AED.



allina health heart safe test

[Edit Site](#)

* denotes required field

* Location Name

* Address

* City

* Country

* State/Province

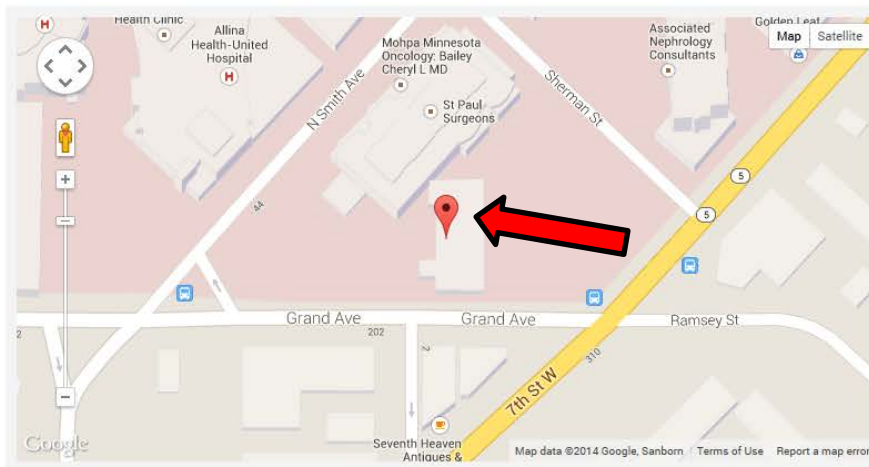
* Postal Code

Phone Number

* Address Verification

Address Verification

To get the most accurate location of your AEDs, enter an address and select from the list. Drag the map pin to the precise location to get the coordinates. Note: It will help to zoom in as much as you can to see your location.





Add the address to the “Address verification” box and then zoom in as needed on the map and move the red center point to the actual location of where the AED is within the building

✓ Program Details 📍 Program Sites ❤️ Site AEDs 👍 Finish

Please describe each general location where AEDs are found throughout your organization. The location names you enter on this page should be fairly basic (e.g. Acme Cafe, Acme Corp 3rd Floor, Acme Corp Bldg C). Later on during the registration process, you will be asked to describe the precise physical placement location of each AED found throughout each site (e.g. behind reception desk, on wall in employee lunchroom, etc.).

Location	Address	City	State	Individuals Trained	
allina health heart safe test	167 grand Ave	st paul	MN	0	edit delete

Add New Location   **Continue**

* denotes required field

QUICK LINKS

- Home
- About
- Contact Us
- Registry Support

ABOUT

Registering your AEDs can help save lives in your community by letting participating emergency response agencies know where your AEDs are located so they can be found and used quickly when needed.

© 2014 - Atrus, Inc - All Rights Reserved

Now click “Continue” to add additional information or “Add New Location” if you have another street address to add.

The screenshot shows the Minnesota AED Registry website. At the top, there are links for Home, About, Contact Us, and Support. Below the navigation bar, there are four icons: Program Details, Program Sites, Site AEDs, and Finish. The main heading is "Add Your AEDs". Below this, there is a form with four input fields: Location, Serial Number, Address, and City. There is a "Add New AED" button and a "Continue" button. A note below the form states "* denotes required field".

The screenshot shows the footer of the Minnesota AED Registry website. It is divided into two sections: "QUICK LINKS" and "ABOUT". Under "QUICK LINKS", there are links for Home, About, Contact Us, and Registry Support. Under "ABOUT", there is a paragraph: "Registering your AEDs can help save lives in your community by letting participating emergency response agencies know where your AEDs are located so they can be found and used quickly when needed." At the bottom, there is a copyright notice: "© 2014 - Atrus, Inc - All Rights Reserved".

You will now need to enter the information about your AED(s). You will need to know the following information

- 1) The manufacturer
- 2) The model/type
- 3) The serial number
- 4) The current battery and electrode expiration dates
- 5) A description of where the AED is placed at the site
- 6) The availability of your AED(s) if it will be made publicly available

Something to think about:

By making your AED "**public**", you will be enhancing your community's ability to respond to a victim of Sudden Cardiac Arrest. Time is the most critical variable in cardiac arrest survival. You, or your company, have recognized that by purchasing the AED.

If your community subscribes to the AED Link™ system and a cardiac arrest occurs within 1,200 feet of your location, the 9-1-1 operator will be able to identify your location and direct someone to ask you, or a designee, to bring the AED to help save a life.

If your community subscribes to the AED Link™ system and you designate your AED "**private**", your AED will not be summoned by 9-1-1 in the event there is a cardiac arrest anywhere but at your location.

If you have any questions about your AED please contact Allina Health Heart Safe at 651-241-4470 or heartsafe@allina.com We would be happy to meet with you to make sure you have all the information you need to registry your AED(s)

Minnesota AED Registry

* AED Type/Model
Powerheart AED G3 Fully Auto

* Serial Number
12340 Available

Asset/Tag Number

Install Date (mm/dd/yyyy)

* Placement Details ?
test test

Select this checkbox if the AED is stored in a vehicle or some other mobile unit

* Site Description

* Site Type

Battery Information
Add New Battery
If red, denotes expired battery

Battery Model	Expiration Date	Installed?

Electrode Information
Add New Electrode
If red, denotes expired electrode

Electrode Model	Expiration Date	Installed?

Availability
By making your AED "public", you will be enhancing your community's ability to respond to a victim of Sudden Cardiac Arrest. Time is the most critical variable in cardiac arrest survival. You, or your company, have recognized that by purchasing the AED. If your community subscribes to the AED Link™ system and a cardiac arrest occurs within 1,200 feet of your location, the 9-1-1 operator will be able to identify your location and direct someone to ask you, or a designee, to bring the AED to help save a life.

If your community subscribes to the AED Link™ system and you designate your AED "private", your AED will not be summoned by 9-1-1 in the event there is a cardiac arrest anywhere but at your location.

This AED is:

- Public: Available to be used both at this site and at nearby offsite locations
- Private: Available to be used at this site only


Schedule Type

- Available 24 x 7
- Simple Schedule
- Fully Customizable Schedule

Responders
Add Responder

Edit	First Name	Last Name	Phone Voice	Phone Text	Notification Type	CPR Exp. Date	AED Exp. Date	Certifying Org.	Notes	Delete

Save AED Cancel



Add the information required

Will the AED be Public or Private? If it is public then choose the schedule that your site will be open and the AED available

If your AED is publicly available then please add the responder(s).
This person would receive a text message or voice call asking them to bring the AED to cardiac emergency within 1200 feet of the AED.
The prompt will ask you if you are able to respond allowing you to answer yes or no. This person does not have to be available at all time you list your AED as being available, some sites use this feature as just a notification that an AED was used at their site so that they can begin any processes needed after the event.
You can add as many responders per each AED as you would like.

Minnesota AED Registry

Sign in Register

Home About Contact Us Support

Program Details Program Sites Site AEDs Finish

♥ Add Your AEDs

Location	Serial Number	Address	City	
allina health heart safe test	12340	167 grand Ave	st paul	edit delete

Add New AED → Continue

* denotes required field

QUICK LINKS

- Home
- About
- Contact Us
- Registry Support

ABOUT

Registering your AEDs can help save lives in your community by letting participating emergency response agencies know where your AEDs are located so they can be found and used quickly when needed.

© 2014 - Atrus, Inc - All Rights Reserved

Now you can add an additional AEDs or continue to finish your registration

📍 Thank You! Check your mailbox.

Your registration is complete, however, we need you to verify your account.

Please check your inbox for a confirmation email with a link to log back in.

In order for our emails to arrive, please make sure any spam filters or firewalls clear emails from nationalaedregistry.com.

Make sure to check your inbox and spam folder for the confirmation email that is being sent, click on the link embedded in the email to finish your registration

• Registration Confirmation

• Atrus National AED Registry Support

Today at 11:39 AM

To Me

Dear Katie,

Thank you for joining the Atrus National AED Registry. To activate your account and begin adding AEDs, please click on the following link:

<http://minnesota.nationalaedregistry.com/account/confirm/07f7b825-10a0-43e7-a06a-b58972d12e5a/?login=allinahealthtest>

Once your account is activated, you may login and continue entering your AED information.

Part of the service you will receive from us includes periodic reminders to check your AEDs for operational readiness. In addition, you will receive emails from us regarding pad (electrode) and battery expirations when applicable. In order for our emails to arrive, please make sure any spam filters or firewalls clear emails from nationalaedregistry.com.

Sincerely,

Atrus National AED Registry Support Team

✓ Account Confirmation

Thank you! Your account has been confirmed.

Please continue to [login](#).

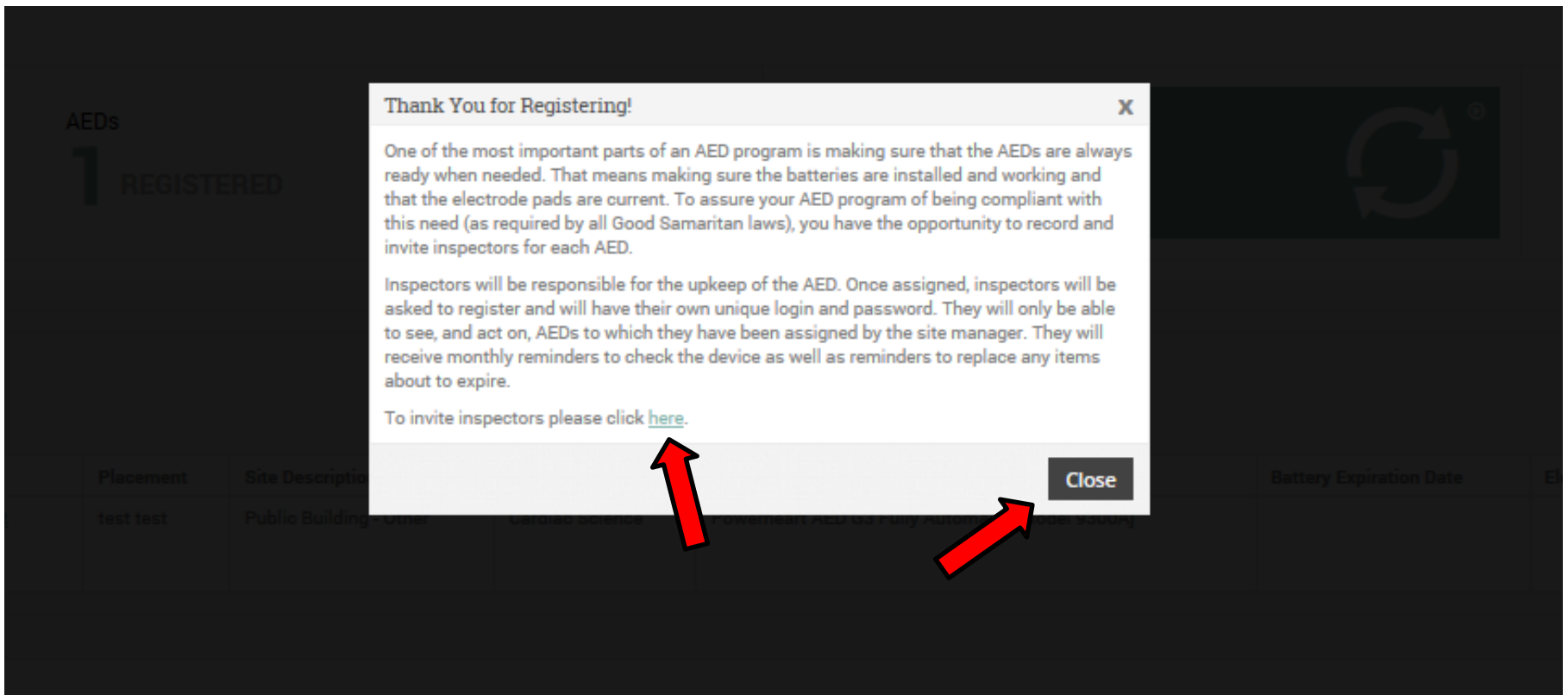


QUICK LINKS

[Home](#)
[About](#)
[Contact Us](#)
[Registry Support](#)

ABOUT

Registering your AEDs can help save lives in your community by letting participating emergency response agencies know where your AEDs are located so they can be found and used quickly when needed.



The first time you log into your account you will see this pop up screen explaining that you can now add an inspector to the AEDs that you registered. This inspector would be the person who performs the suggested monthly check of the AED, you can add as many inspectors as you would like.

Each inspector will create their own unique log in and will only have reminders and access for the AED(s) you assign them

Click on the add inspectors link to do this now, if you will be the only inspector then click the close button

When adding an inspector you will need their name and email address.

Note at the bottom of the screen you can choice which AED(s) they will be an inspector for

If you do not add an inspector now, don't worry you can always add one in the future

Registry Home My Program Details Sites AEDs Inspectors Maintenance Log Instructions Glossary Help Katie tewalt

allina health heart safe test

Invite New AED Inspector

* denotes required field

Complete the form below to invite an AED Inspector to be part of your AED response program. Invited AED Inspectors will receive an email with a special link to the AED Registry registration site. As part of the registration process, the AED Inspector will see the AED(s) you have assigned to them, and either accept the assignment at that point or contact you with any questions or concerns. After they register, you will be able to view their profile from the "View all AED Inspectors" page.

* Email Address
i.e. person@company.com

* First Name
John

* Last Name
Doe

* Message (modify to your satisfaction):
You are formally invited to join the National AED Registry as an AED Inspector for our site.

* Select at least one AED you would like this inspector to monitor:

	Location	Placement	Inspector?
<input type="checkbox"/>	allina health heart safe test	test test	No

allina health heart safe test

Readiness Score **100%**

AEDs **1** REGISTERED

Review Maintenance Issues **0**

Total Responders **1**

AED List View Map

My AED's

[Add New AED](#)

Edit	Serial Number	Asset Tag #	Site	Placement	Site Description	Manufacturer	Model	Battery Expiration Date	Electrode Expiration Date	Total Inspectors	Total Responders
	12340		allina health heart safe test 167 grand Ave st paul, MN 55102	test test	Public Building - Other	Cardiac Science	Powerheart AED G3 Fully Automatic [Model 9300A]			0 add inspector	1

You have now completed your Registration and this will be your home page

As you can see across the top is your dash board that will give you a readiness score, tell you how many AEDs are currently register and if there are any maintenance issue and let you know how many responder have registered.

You can also see the information for each of your AEDs

If you need to add an additional AED at any time click on the “Add New AED” link, if you need to add an new location click on the “Sites” tab on the top of the screen



Thank you for taking the time to enter all your AEDs' information into the Minnesota AED Registry

By keeping your AEDs' equipment up to date you may save someone's life

If you choose to add responders to your AED(s) you have increased the chances that someone needing an AED will have access to one

If you have any questions about your AED, the Minnesota AED Registry, replacement equipment, or training please contact us at

[Allina Heart Safe Communities](#)

[651-228-8470](tel:651-228-8470) or heartsafe@allina.com