

# Getting to Phillips Eye Institute

2215 Park Avenue South, Minneapolis, MN 55404  
Directions Hotline: 612-775-8899

**I-35W construction may cause traffic delays while visiting our campus.** For the latest information on routes and road conditions, visit [511mn.org](http://511mn.org) or call 511 prior to your departure.

## From the North via I-94

- Take I-94 East toward downtown Minneapolis.
- Merge left onto Lyndale Ave. and continue to Franklin Ave. Turn left on Franklin to Portland Ave.
- Turn right on Portland and continue to 24th St.
- To park in the ramp, turn left on 24th, cross Park Ave. and turn right into the ramp.

## From the West

- Take I-394 East toward downtown Minneapolis.
- Take exit 8A Dunwoody Blvd./Hennepin Ave.
- Turn right on Lyndale Ave. and then slight left to stay on Lyndale. Continue to Franklin Ave.
- Turn left on Franklin to Portland Ave.
- Turn right on Portland and continue to 24th St.
- To park in the ramp, turn left on 24th, cross Park and turn right into the ramp.

## From the South

- Take I-35W North, exiting at 36th St. Turn right on 36th St.
- Follow 36th St. to Park Ave. Turn left at Park Ave.
- To park in ramp, follow Park Ave. to 24th St. and turn right. Take an immediate right into the ramp.

## From the North via I-35W

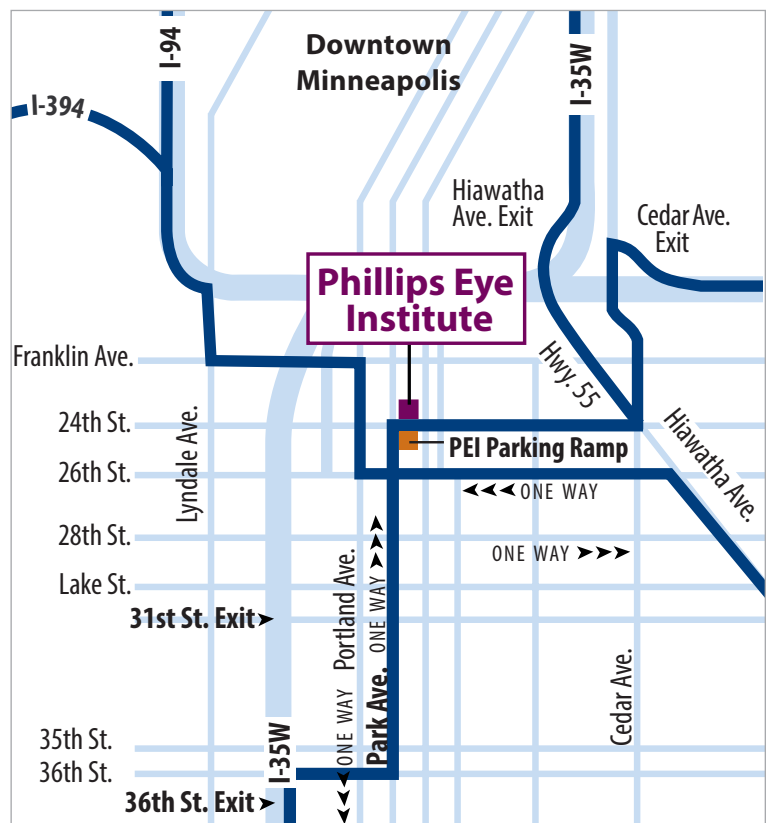
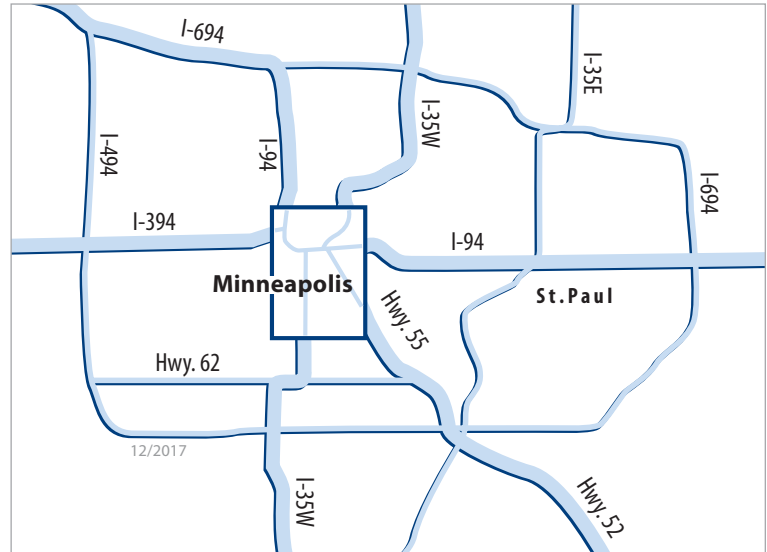
- Take I-35W South. Merge onto MN-55 E/Hiawatha Ave.
- Take Cedar Ave. exit. Turn right onto Cedar. Turn right immediately onto 24th St.
- To park in the ramp, cross Chicago Ave., turn left into the ramp.

## From the East/St. Paul

- Take I-94 West to Cedar Ave. exit and turn left.
- Follow curve left and turn slight right to remain on Cedar.
- Turn right onto 24th St.
- To park in the ramp, cross Chicago Ave., turn left into the ramp.

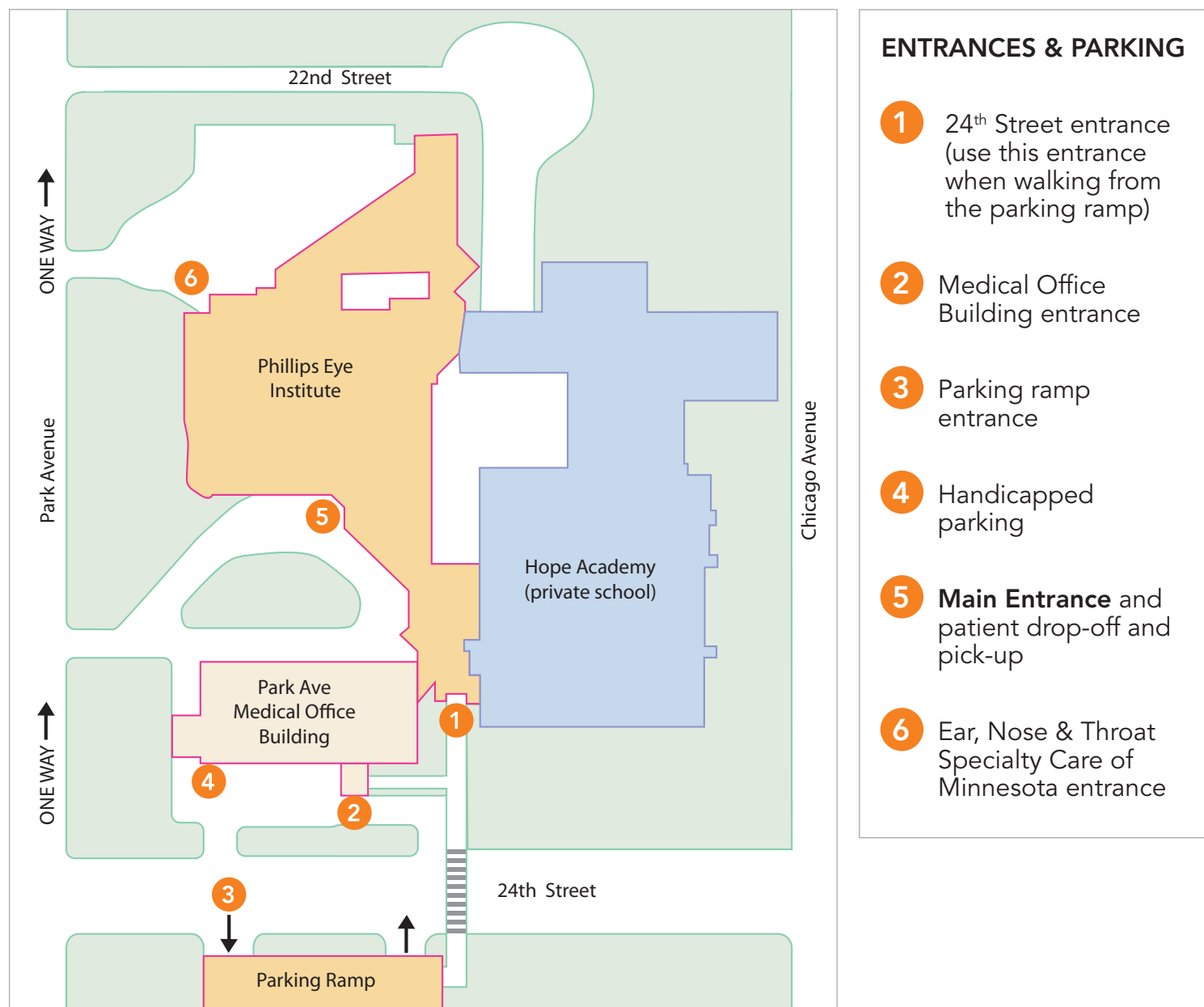
## From the East/Southeast

- Take MN 55 W/Hiawatha Ave. toward downtown Minneapolis.
- Turn left onto 26th St. to Park Ave. Turn right on Park.
- To park in the ramp, turn right on 24th St. and turn right into the ramp.



(continued on back)

# Where to park and enter the building at Phillips Eye Institute



## Dropping off a patient?

Patients can be dropped off at the **Main Entrance** (5 on the map). To park in the ramp after dropping off a patient, exit the circle drive and turn right on Park Avenue (one way). Turn right on Franklin Avenue. Turn right on Chicago Avenue. Turn right on 24<sup>th</sup> Street and proceed to the parking ramp entrance (3 on the map). To walk to the hospital after parking in the ramp, cross the street and enter at the 24<sup>th</sup> Street entrance (1 on the map).

## Parking

You will be charged a flat rate for parking in the ramp. The automated pay station at the ramp exit accepts cash (up to \$10 bill) or credit cards.